

The Country Register

Available across the USA & Canada

FREE!

Guide to Specialty Shopping & Fun Events In Utah • Dec. 08/Jan. 2009



“HAPPY HOLIDAYS” from The Country Register & Advertisers!



The Country Register of Utah

This Issue Available During
December 08/January 2009

**Ad Deadline for
February/March 2009 Issue:
January 16, 2009**

Publisher/Owner - LuJean Clark
Address: P.O. Box 388 • Rexburg, ID 83440-0388
Phone: 208 359-9670 • Fax 208 359-9670
E-mail: lujeancr@gmail.com
National Website: www.countryregister.com

Planning Your Advertising?

Choose *The Country Register*

ADVERTISING RATES AVAILABLE
UPON REQUEST.

This publication is printed six times each year.
Feb/March, April/May, June/July, Aug/Sept,
Oct/Nov, Dec/Jan

Deadline for each issue is the 16th,
one month prior to issue date.

**Ads as low as \$90 for the
2 month issue**

Copyright © 2008. *The Country Register LLC*. is published every other month. All rights reserved. No parts of this publication can be reprinted or reproduced. The Country Register with 15,000 printed available for pickup at our advertisers place of business and various other locations in Utah. *The Country Register* does not accept responsibility for advertiser, claims products or service.

THE COUNTRY REGISTER is distributed as a complimentary gift from its advertisers, and we encourage you to stop by their place of business every two months to pick up your FREE copy. We know *The Country Register* disappears quickly, so for the convenience of those who may not be able to get to one of our advertisers, we do offer **SUBSCRIPTIONS**.



Subscription Order Form

Name _____

Address _____

City _____

State _____ Zip _____

Phone (____) _____

Mail This Completed Form Plus \$18
For a One-Year Subscription Mail To:
The Country Register
PO Box 388, Rexburg, ID 83440

cover artist Mary Ann June

Mary Ann was born in Weirton, West Virginia, a small town along the Ohio river. The main industry at that time was Weirton Steel, an integrated steel maker that employed just about everybody. But early on in her life, Mary Ann knew she wanted something else for herself so she started doing sketches of rock artist and other popular figures while still in grade school.

Mary Ann entered and won her first contest in junior high for designing a poster for "The King and I." And from then on she never looked back. Some of her current designs include teddy bears, Christmas and sign art.

When Mary Ann lost her sister Barbara after a prolonged illness, she set her brushes down and didn't paint again until after her marriage. With the encouragement of her husband, Mary Ann picked her brushes back up and made up for lost time.

Now she is back where she wants to be and with God's grace Mary Ann will never set her brushes down again.

To view Mary Ann's art prints and a wonderful array of other art work, go to.....
www.PennyLanePublishing.com or call Penny Lane Publishing at 800-273-5263 for more information.

DON'T MISS OUT!

Make plans now for a good advertising program for 2008.

If you are thinking of next years advertising budget be sure and put *The Country Register* at the top of your list. It could very well turn out to be the **lowest cost** and most productive advertising you have ever done.

in this issue

Farmington
Centerville
Draper
Eagle Mountain
Layton
Lehi
Orem
Price
Provo
Providence
Spanish Fork

YOU'RE FREE COPY is available at each of our advertiser's and these businesses...

Sunset	3
West Jordon	3
Quilt Shops	7-8
Debbie Mumm	6
Classified	5

BEN FRANKLIN CRAFT STORES: Layton & Roy • ROBERTS

CRAFT STORES: Sandy, Jordan Landing, Taylorsville,
Brickyard Plaza, Provo, Clinton & Bountiful Utah

PLEASE

let the advertisers know you found them because of *The Country Register*.

The Country Register was designed to be a major link in connecting interested customers with all of the following: Specialty Gift Shops including Home and Garden Decor', old-fashioned Country and Victorian shops as well as what is considered Modern Country furniture and accessories, antiques and collectibles, tea shops and tea rooms, the quilting and needlework industry, and various current crafts such as stamping, scrapbooking, paper arts and beading as well as special services and bed and breakfasts in the state of Utah.

The publication is full of stories and useful information for readers interested in the various shopping possibilities and activities going on locally.

The Country Register newspaper makes a handy "carry it with you kind of guide" and it's layout makes for the need of less maps. It guides the reader according to areas of the state and within a city as well as putting special shows and events into their own section.

Country Registers...Across The Country!

Send \$3 to any publisher below to obtain a paper from another area.

For live links to emails and individual web sites go to www.countryregister.com and click on PUBLISHERS. Some papers are on-line, Utah is!

U.S.A.

- Arizona: Barbara Floyd, P.O. Box 84345, Phoenix, AZ, 85071, 602-942-8950, Fax 602-866-3136
- Arkansas: Ken & Myrna Robinson, P.O. Box 5031, Kingwood, TX, 77339, Phone/Fax: 281-359-7491
- California and N. Nevada: Betty Fassett, 22981 Triton Way D, Laguna Hills, CA, 92653, 800-349-1858
- Colorado: Jan & John Keller, 16755 Oak Brush Loop, Peyton, CO, 80831, 719-749-9797, Fax 719-749-9595
- Connecticut: Mike Dempsey, 4500 Deer Stream Lane, Raleigh, NC, 27603, 919-661-1760, Fax 919-661-1127
- Delaware: Merle and Gail Taylor, P.O. Box 594, New Market, MD, 21774, 888-616-8319, Fax 800-609-0278, Florida: For information, call 1-888-942-8950
- Georgia: Linda Parish, P.O. Box 389, Lexington, GA, 30648, 706-340-1049, 678-641-7728,
- Idaho: LouAnn Sharkey, 2118 39th St., Missoula, MT, 59803, 406-207-2676,
- Illinois: JoAnne & Jim Groos, P.O. Box 1439, St. Charles, MO 63302, 800-804-0086
- Indiana: Gail & Merle Taylor, P.O. Box 594, New Market, MD, 21774, 888-616-8319, Fax 800-609-0278
- Iowa: Linda Glendy, P.O. Box 6, Tama, IA, 52339, 641-484-6220, Fax 641-484-8400,
- Kansas: Kristel Lewis, PO Box 3537, Lawrence, KS, 66046, 785-865-7222, Fax 785-838-3416,
- Kentucky: Carolyn & Ron Holmes, 6218 Melrose Road NW, Huntsville, AL 35810, 888-407-5477
- Maine: Kate Silva, 17 Hogan Road, Lewiston, ME, 04240, 207-784-7653
- Maryland: Merle and Gail Taylor, P.O. Box 594, New Market, MD, 21774, 888-616-8319, Fax 800-609-0278
- Massachusetts-RI: Mike Dempsey, 4500 Deer Stream Ln., Raleigh, NC, 27603, 919-661-1760
- Michigan: Bill and Marlene Howell, 3790 Manistee, Saginaw, MI, 48603-3143, 989-793-4211
- Minnesota: Linda and Brian Lynch, P.O. Box 302, St. Clair, MN, 56080, 507-245-3487, Fax 507-245-3137
- Missouri: JoAnne & Jim Groos, P.O. Box 1439, St. Charles, MO 63302, 800-804-0086
- Montana: LouAnn Sharkey, 2118 39th St., Missoula, MT, 59803, 406-207-2676
- Nebraska: Nettie Mayer, 1676 Van Dorn, Lincoln, NE, 68502, 402-475-5002, Fax 402-475-5032,
- Nevada (N): Betty Fassett, 22981 Triton Way D, Laguna Hills, CA, 92653, 800-349-1858
- Nevada (S): Glenna Dunn, 4568 Carol Circle, Las Vegas, NV, 89120, 702-523-1803
- New Hampshire: Kathleen Graham, 330 North Road, Deerfield, NH, 03037, 603-463-3703
- New Jersey: Merle and Gail Taylor, P.O. Box 594, New Market, MD, 21774, 888-616-8319, Fax 800-609-0278
- New Mexico: Jan & John Keller, 16755 Oak Brush Loop, Peyton, CO, 80831, 719-749-9797, Fax 719-749-9595
- New York: Dave Carter, P.O. Box 365, New Market, MD, 21774, 866-825-9217, Fax 866-261-9641
- N. Carolina: Kimberly & Jay Haskins, 6611 Plantation Preserve Cir N, Fort Myers, FL, 33966, 877-264-9879, Fax 877-208-5421
- North Dakota: Cheri La Velle, P.O. Box 440, Black Hawk, SD, 57718, 605-430-1248, Fax 605-787-4020
- Ohio: Barb Moore, P. O. Box 37, Cable, OH, 43009, 800-842-2730, 937-652-1157, Fax 937-484-8963
- Oklahoma: Ken & Myrna Robinson, P.O. Box 5031, Kingwood, TX, 77339, Phone/Fax: 281-359-7491,
- Oregon: Barbara Floyd, P.O. Box 84345, Phoenix, AZ, 85071, 602-942-8950, 888-942-8950
- Pennsylvania: Amy Carter, PO Box 365, New Market, MD, 21774, 866-825-9217
- Rhode Island: Mike Dempsey, 4500 Deer Stream Lane, Raleigh, NC, 27603, 919-661-1760
- S. Carolina: Kimberly & Jay Haskins, 6611 Plantation Preserve Cir N, Fort Myers, FL, 33966, 877-264-9879
- South Dakota: Cheri La Velle, P.O. Box 440, Black Hawk, SD, 57718, 605-430-1248, Fax 605-787-4020
- Tennessee: Carolyn & Ron Holmes, 6218 Melrose Road NW, Huntsville, AL 35810, 256-859-0108, 888-407-5477
- Texas: Ken & Myrna Robinson, P.O. Box 5031, Kingwood, TX, 77339, Phone/Fax: 281-359-7491
- Utah: LuJean Clark, PO Box 388, Rexburg, ID, 83440-0388, 208-359-9670, Fax 208-359-9670
- Virginia: Amy Carter, P.O. Box 365, New Market, MD, 21774, 866-825-9217, Fax 866-261-9641
- Washington & E. Oregon: Brook Floyd & Barbara Floyd, P. O. Box 84345, Phoenix, AZ, 602-942-8950
- West Virginia: Amy Carter, PO Box 365, New Market, MD, 21774, 866-825-9217
- Wisconsin: Scott & Jennifer Hughes, P. O. Box 276, Altoona, WI, 54720, 715-838-9426
- Wyoming: LouAnn Sharkey, 2118 39th St., Missoula, MT, 59803, 406-207-2676

Canada

- Alberta: Cecilia Hayton, 514 Point McKay Grove NW, Calgary, Alberta, T3B 5C5, 403-246-0927,
- British Columbia: Bryan Stonehill, 523-3140 Wilson St., Penticton, B.C., V2A 7K4, 250-493-3226
- Manitoba & Saskatchewan: Scott Kearns, Box 850, Kipling, SK, S0G 2S0, 306-736-2441, Fax 306-736-8389
- Ontario: Marjorie Salavich, 5 Sandy Lane, Dryden, ON, P8N 3A6, 807-223-3004, Fax 807-223-3024

Events in Utah

Fun And Exciting Shopping in Utah

December

13...The 12 Days to Christmas Boutique Sale, Page 3
 3-6...Simple Treasures Boutique, Page 11
 Dec.26-Jan 10...Fabric Center, Huge, Huge, SALE, Page 3

January

16-18...Quilt Fiesta, Page 12



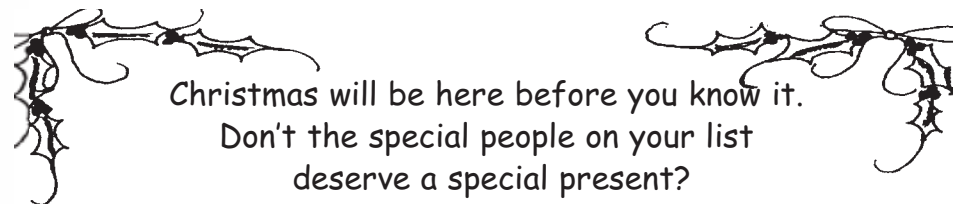
Oh what fun it is to shop at...

CALL 208 359-9670 to get your SHOW or EVENT advertised.
 •WATCH for lots more events in our February/March issue!

Our Readers Love to Discover an Eclectic Mix of Interesting Shops and Events and they've been looking for Your Shop & Event too! Let us bring you new customers! Advertise with us! Call 208 359-9670

Feel free to email me lujeancr@gmail.com with any suggestions, thoughts, or ideas on how we can better serve you.

All of our advertisers have an abundant selection Holiday and Home Decor, wonderful items you won't find anywhere else!



Christmas will be here before you know it.

Don't the special people on your list deserve a special present?

One that says Merry Christmas all year through!
 For that perfect gift do your holiday shopping at our stores who advertise with us.

YOU'LL LOVE OUR SELECTION OF WONDERFUL AND UNIQUE GIFTS!

Come Visit Us In
Centerville, West Jordan & Lindon

PICK-UP each issue of The Country Register at any of our advertisers place of business/ Check page 2 for more locations.

The Sparrows Nest

264 Pages Lane, Centerville, UT

Handcrafted Home Decor, Baby Knitted Items, Bows & Headbands,
 Quilts, Bags, dresses, Delicious popcorn, Lehi Roller Mills, Willow Tree,
 Carved Bears, Jewelry, Quilted Table Runners, LDS Items, Chad Hawkins Prints,
 Delicious Dips & Much More!!

Mon-Sat 10-6 801 292-1989

10% OFF ANY item
 when you bring in this ad

Once again, we come to the Holiday Season, a deeply religious time that each of us observes, in his own way, by going to the mall of his choice.

*“Wishing you Sparkle.
 Wishing you Cheer.
 For a bright,
 Merry Christmas
 And a
 Happy New Year!”*

9 am to 3 pm
Saturday, December 13
 Free admission

The 12 Days to Christmas
Boutique Sale
Amazing Gifts for Everyone!
At Noahs in Lindon
 Exit # 275
 644 N. 2000 W. Room #316
 Lindon, Ut

Wonton Chicken Salad

A salad that goes together easy.

Directions

DRESSING:

Combine 1/4 cup water, sugar, ketchup, soy sauce, ginger and vinegar in saucepan.

Blend cornstarch with 2 Tablespoons water and whisk into dressing mixture.

Simmer until thickened; 3-4 minutes. Set aside to cool.

SALAD:

Cut wonton wrappers in 1/4" strips and fry in oil until golden brown; 2-3 minutes. Stir gently as they cook. Drain on paper towel.

Marinate chicken in favorite ginger/sesame marinade for 30 minutes.

Place chicken on grill or oven, cook until no longer pink in the center; approximately 10 minutes each side, depending on thickness of breast.

Remove, cool slightly, dice into bite size pieces.

In large salad bowl, place greens, chicken, celery, green onions, sesame seeds and slivered almonds; mix lightly.

Pour dressing over salad and toss to coat.

Sprinkle fried wonton strips on top. Serve immediately.

Servings: 6

Serving Size: 2 cups



Ingredients

DRESSING:

- 1/4 cup water
- 3 tablespoons sugar
- 3 tablespoons ketchup
- 1 tablespoon soy sauce
- 1/2 cup rice vinegar
- 1 teaspoon cornstarch
- 1 tablespoon grated fresh ginger
- 1/2 package wonton wrappers

SALAD:

- 4 whole, boneless, skinless chicken breasts
- 2 celery stalks
- 4 green onions
- 2 tablespoons toasted sesame seeds
- 4 tablespoons sliced, toasted almonds
- 1/4 cup red pepper, diced
- 1 small head iceberg lettuce
- 1 package fresh spinach leaves, rinsed, patted dry

FABRIC CENTER

9135 S. Redwood Rd. • West Jordan, UT.
 801 561-8726
 Mon-Fri 9:30 am - 9:00 pm • Sat. 9:30 am - 8:00 pm

~~~~~

“We are Celebrating our  
 25<sup>th</sup> Anniversary”  
**December 26-January 10**

# HUGE, HUGE

## End of Year SALE

# 30% OFF

## Everything in Store!!

Quilting Cottons • Flannels • Bridal  
 Polar Fleece • Sewing Notions  
 PRICE--SELECTION--SERVICE

See our Web-Site at...[www.fabriccenter.net](http://www.fabriccenter.net)

Holiday Tip:  
**Hang Wreaths...**

Attach a wreath at intervals up the stairs, tied with holiday decorative ribbons. If you like, you can link them together with ribbons.



# Optimal Christmas

By Twyla Carolan for The Country Register

Christmas is a marvelous time of year, with colourful lights, trimmed trees, good food, and lots of cheer. And let's face it, with lots of stress, too.

Here are a few tips to help you feel a little less tired, stressed, and bloated over the holidays

**Exercise!** What? Yes, exercise will burn off some of those nanaimo bars and gravy. It will also help to improve your mood and sense of well being, and it'll boost your energy, too. So if you're tired, down, and feeling fat, exercise will help you laugh again. A walk will do just fine.

**Drink water.** What do we tend to drink at Christmas? Coffee, tea, punches, pop, and any of a variety of good cheer. Feeling a little headachy? A little parched? Muscles sore? Could be due to dehydration, so try some water to help reduce these energy-sapping problems.

**Make sure to get your sleep.** Even with the Christmas visiting, parties, and hyperactive kids, try to get your eight hours a night. You'll feel better in the morning if you do.

**Don't go for the third helping.** Really, your bursting belly isn't going to feel any better. Remember that Monty Python skit where the fat fellow says, 'I couldn't eat another bite.'? Well, you know what happened to him. Boom.

**Make a new physical activity tradition.** Have a family and friends game of hockey, broomball, tag football, or boot hockey. Or try family activities such as

skiing, tobogganing, snowshoeing, snowmobiling or any other activity that makes you want to get out of the house. Because that's so important, the next tip is:

**Get out of the house!** Okay, so you have the week off from work or school. Don't go caveman. Get some of that hour or so of sunlight we have a day. You need your vitamin D.

**fiber!** Try to remember that even though Christmas sweets may contain fruit, you still need your 5 to 10 a day of fruits and veg. If you do, you'll get fiber, which will help stabilize your blood sugar while keeping your bowels happy.


**Don't try to do it all.** Relax. Let go of those tasks that don't really need doing.

**Smile.** There is a Traditional Chinese Medicine Qigong method of bringing uplifting energy into the body by practicing the Inner Smile. It's easy to do. Just let the corners of your mouth turn up, genuinely. Can you feel that smiling energy? Next, feel the corners of your eyes lift up with that same smiling energy. Now breathe deeply and enjoy.

Here's to a wonderful, stress-reduced Christmas Holiday. Merry Christmas to you and yours.

*Copyright 2008 Twyla Carolan is a kinesiologist and writer.*

*Check out her website at [www.calmmindpainfreebody.com](http://www.calmmindpainfreebody.com).*



Use paper plates once a week for your family during this rushed time of the year. Don't feel guilty as many shops and stores have beautiful printed-paper plates and napkins to match.

**Sudoku** Each row and column contains the number one through nine. Each 3-row/3-column square contains the numbers one through nine. Each number may be used only once in each row, only once in each column, and in each 3-row/3-column square

|   |   |   |   |   |   |   |   |   |   |
|---|---|---|---|---|---|---|---|---|---|
| 8 |   |   | 9 | 4 | 7 |   |   | 6 |   |
|   | 6 |   |   |   |   |   | 9 | 4 | 2 |
| 9 | 3 |   |   | 2 |   |   | 8 | 1 | 7 |
| 2 | 5 |   |   |   | 9 |   |   |   | 3 |
|   |   | 1 |   | 7 |   | 4 |   |   | 5 |
|   | 4 |   |   | 5 |   | 1 |   |   |   |
|   |   |   |   | 6 |   |   | 9 |   | 8 |
| 6 | 7 | 9 | 8 | 3 |   | 2 |   |   | 4 |
| 3 |   |   |   | 9 |   | 7 | 6 |   | 1 |

Answers on page 11

## Book Drawing Winners!

**Congratulations to  
Beth Shirley, Elaine Hunter  
& Nancy Pontious**

They are the winners of the book "  
"Father's Quilt"

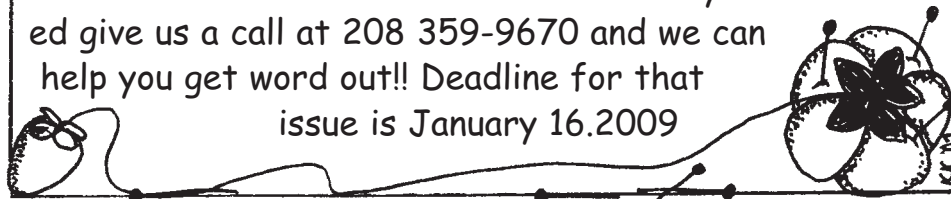
(with our Drawing in the Oct/Nov. issue)

**Thanks to everyone who participated.**

Never worry about the size of your Christmas tree.  
In the eyes of children, they are all 30 feet tall.

**ATTENTION:** Our February & March issue is **DEDICATED** to the art of **NEEDLEWORK and QUILTING**.

Quilters or Needlework Shoppes and Designers if you would like to let our readers know where you are located give us a call at 208 359-9670 and we can help you get word out!! Deadline for that issue is January 16.2009



**PARTY WICKLESS THIS HOLIDAY SEASON! Scentsy Wickless Candles**  
**NO WICK, NO FLAME, NO SOOT ★ JUST GREAT SCENTS!**

Come see for yourself!  
★ **OPEN HOUSES** ★

10 am – 5 pm

Saturday, October 18<sup>th</sup>  
Saturday, November 15<sup>th</sup>

4937 West 650 North  
★ West Point, Utah ★



Shop ONLINE anytime at  
[www.scentsy.com/caryl](http://www.scentsy.com/caryl)

\$30 Purchase=Free Car Candle!

\$100 Purchase=10% Off!

★ **Caryl Eriksson** ★

Independent Scentsy Consultant

[HOTSCENTS@COMCAST.NET](mailto:HOTSCENTS@COMCAST.NET)

(801) 721-5105

Make today **SPECIAL**  
with a **GIFT** from our  
stores who advertise with us!



# THINKING OUTSIDE THE BOX

Parking at the mall

By Kathy Graham

Many years ago my sister and I decided to go shopping the day after Thanksgiving at a mall near our house in Connecticut. We drove around the parking lot for half an hour or more but couldn't find a place to park. Frustrated, we gave up and decided to go for a drive in the country.

Thirty years later, finding a parking spot at the mall during the holidays is still a challenge. This year, think "outside the box". When planning your holiday shopping trips, consider shopping at smaller, specialty stores. Usually the ride to the mall is a fast drive on an interstate followed by circling the mall looking for the perfect parking spot. The elusive spot often ends up to be a long walk from the nearest mall door. The stores are crowded, temperatures are short and lines are long. After making your purchases, you are faced with carrying them around the mall or hauling them out to your car- parked in Lot Z, Row 76!

The trip to a specialty shop is often a leisurely drive over scenic backroads. Parking is convenient-right in front of the door. Once inside, shopping is a relaxing, enjoyable experience. Whether your purchases are large or small, a helpful clerk, and maybe even the owner, will help you load your purchases into your nearby car. Some shops will even deliver your purchases.

This holiday season, don't wander around the mall or big box store looking for a place to park. Drive right up to your favorite shop and enjoy your shopping trip.

Come visit our **NEW Store...**

# ConsignDesign

3556 S. 5600 W. West Valley City, UT

**Antiques • Handcrafted Items • High End Clothing  
Scrapbooking Supplies • Gifts & Collectibles**

HANDCRAFTED ITEMS WANTED CALL For Booth Space \$35-5% commission  
Hrs: Mon-Sat 10-7 for Dec. only • 801 966-5332

**The Nook & Cranny Boutique**

"NOT JUST ANOTHER GIFT STORE!"

115 E. State St., Lehi • 801-766-3754

**Unique Gift Ideas, Family Movies,  
Home Decor & Timeless Treasures**

Open Mon-Fri. 11am-8pm • Sat. 10am-6pm • Closed Sundays  
[www.the-nookandcranny.com](http://www.the-nookandcranny.com)

...VENDOR SPACE AVAILABLE ...

## SHOP AT THESE BUSINESS in Sunset, Farmington, West Valley & Lehi

**Reeniesshouse Boutique**

Featuring Utah's Creative Crafters

835 No Main St - Sunset, Ut • 801-774-7334

~ONE STOP HOLIDAY SHOP~

Many One of a Kind Hand Crafted items!!

..CHRISTMAS SPECIALS..

- \* FREE COLLECT-A-BELL WITH \$20.00 purchase
- \* FREE GIFT GIVEAWAYS \* FREE SAMPLES
- \* PUNCH CARDS saves you \$10.00

**20% off** any single item when you, bring in this ad!!

• Currently accepting new crafters  
Mon-Wed--10-6 • Thurs-Fri open till 8 pm • Sat 10-5

And the Grinch, with his Grinch-feet ice cold in the snow, stood puzzling and puzzling, how could it be so? It came without ribbons. It came without tags. It came without packages, boxes or bags. And he puzzled and puzzled 'till his puzzler was sore. Then the Grinch thought of something he hadn't before. What if Christmas, he thought, doesn't come from a store. What if Christmas, perhaps, means a little bit more.

~Dr. Seuss

Without advertising.  
a terrible thing happens.

# NOTHING!!

**The Country Register of Utah** is published every two months. The time seems to fly by between issues. For those who prefer to read on-line we are now publishing the complete paper here ([www.countryregister.com](http://www.countryregister.com)) for you on our web site and will leave back issues on as well. How often we have been called and someone has given their paper away or misplaced it and needed the name or location of a shop, a tea room or wanted to know where there was a paper close to them. The print edition will still be available as usual in each advertising shop and other select rack locations. Thank You for picking-up Our publication.

### IT'S CHRISTMAS

Christmas is a magic time  
When all the world is bright.  
It finds a place within our hearts  
And fill us with delight.

The world is much more beautiful,  
A richer, softer glow.  
It seems that God is reaching down  
To touch each soul below.

Christmas is a happiness,  
A day of hope and peace.  
When everyone is kind and good  
And worries seem to cease.

A time of love and blessedness,  
Remembrance fond and dear.  
A childlike faith is ours again  
This precious time of year.

Let us keep Christmas beautiful  
Without a thought of greed.  
That it might live forevermore  
To fill our every need.

That it shall not be just a day,  
But last a lifetime through.  
The miracle of Christmastime,  
That brings God close to you.

Maybe Life Really is Full of Roses

Shop where you can always expect the unexpected!

**Just A Bed Of Roses**

Shabby to Chic, Romantic to Rustic  
Vintage inspired home décor

Vintage jewelry, crowns, crystals, pearls, tea-dyed  
vintage linens, attic florals, and more!

15 East State Street - Historic Farmington  
**451-2556**  
[justabedofroses.com](http://justabedofroses.com)

Closed Mon. Open: Tues-Fri. 10:30-5:30 • Sat. 11-5

**Just A Bed Of Roses**

Shop where you can always expect the unexpected! We have thousands of unique one of a kind and handmade gifts and home adornments, you won't be disappointed for making a special trip to come in. We are small and filled to the brim...seriously!!!

## Country Register Classified

Buy It • Sell It • Let People Know About It  
(not for events, shows or store front businesses)

**Let the readers know  
about your  
Business or  
On-line Business  
HERE!!**

.....

**We can get the  
word out for  
only \$45!!**

**FOR SELL**

**Time Share at**

**WESTGATE RESORT  
Park City, Utah**

Westgate Park City  
Resort & Spa.  
One bedroom unit, sleeps 6-8  
people. Full kitchen.  
More Info...  
Wendy, 801 288-2207  
or Cell 801 898-4935

**Richard Tomlinson PLLC**  
certified public accountant

4455 S. 700 E. Suite 301  
Salt Lake City, UT 84104  
(801) 747-1040

Taxes Audits  
Wage Garnishments, IRS Notices  
Business Consulting  
[www.tomlinsoncpa.com](http://www.tomlinsoncpa.com)  
A Division of Richard Tomlinson PLLC

**Do You Sell:**

- Avon • Pampered Chef
- Jewelry • Candles • ect.

Have a Web Site,  
Vinyl, Drapery or  
Gift basket business

**Here's a great place to let  
people know how to  
contact you!**

# Recognize Your Reactions

by Linda Griffith

You don't have to be a small business to feel the pressure of being in a recession. We're all feeling it—layoffs, store closings, faltering new auto sales, a falling stock market. But instead of concentrating on the negativity of the poor economy, keep your focus on what you can control. If you're anxious about relationships or circumstances that are beyond your control, then you're wasting precious emotional energy. When times are challenging, take a step back and analyze the situation.

I highly recommend brainstorming on paper. You really can alter your perception, and it's easier than you think! Here's how you do it:

1 Write down everything that is causing you anxiety, fear and grief. Nothing you write is to be construed as frivolous—if it's bothering you, write it down.

2 Next, assign a simple three-point value to each item. For example, 3

means it causes you extreme anxiety; 2 means it causes you moderate anxiety; 1 means it causes you little to no anxiety.

3 Now go through each item and ask yourself this question, "Is this situation within my control?" Write yes or no.

4 For every item that you responded with 'no', cross it off. You have now given yourself permission to let go of the emotional baggage of circumstances that you can do nothing about.

5 You've now got 3 lists. Re-prioritize each item within those lists as A, B, C, etc., with A being the most important.

6 Starting with 3A, sit back with a cup of coffee or tea, and ask yourself: "What action can I personally take to resolve how I am reacting to this situation?" Write your answer down.

7 At this point, study your list and your answers. Do you recognize a pattern within your reactions? If so, do you want to live like that or are you willing to modify your behavior? Only

you can make the decision. React? Or act? I hope you choose to act!

You may be thinking that this little exercise only applies to relationships. Not so! It's exactly the same process that I go through with my clients who are struggling with excessive clutter. Both require behavior modification. No one can do it for us. Not only that, recognize that you cannot control other people's actions . . . only how you react to them.

Linda Griffith, owner of *The Organized Option*, is a Professional Organizer & Speaker based in Phoenix. Linda helps sewers, crafters and home-based business owners achieve clutter-free, efficient work areas and regain their lost creativity. A national speaker, Linda's presentations blend practical how-to organizing tips with motivation and humor. She is also a regular columnist on organizing topics for *The Country Register*. Linda can be

reached at 480-755-3991 or through her website:



[www.organizedoption.com](http://www.organizedoption.com), where you can sign up for her FREE monthly e-newsletter.

## Shop with our advertisers for little unexpected gifts... it will make you feel good!

The Creative Woman  
by Debbie Mumm



Debbie Mumm

Jingle  
All the way!



### Garland Tree

Create an eye-catching centerpiece in minutes with bead garland, a tree-shaped cone and a few jingle bells.

Use low temperature hot glue to adhere the first couple of rows of garland to the tree, then simply wrap the garland around the cone. Use straight pins to hold garland in place every two or three rows or as needed. Use low temperature hot glue to secure the last row to the cone. Glue an ornament or bell to the top of the tree and group with jingle bells.



For another table centerpiece, we combined a variety of jingle bells and small ornaments in a simple wooden bowl. Apple green is a trendy color for Christmas and gives our centerpiece a fresh new look. Everything in the bowl is red or apple green, but the variety of sizes and finishes makes each item stand out.



This cute centerpiece started with a glass cylinder vase. Large peppermint candy sticks circle the cylinder and are held in place by rubber bands covered with pretty ribbons. The vase was filled with fresh greenery and accented by small jingle bells mounted on florist wire. The candy-covered vase was placed on a metallic green plate and large red bells and chocolate kisses finish this delectable centerpiece.



For more projects and ideas visit [debbiemumm.com](http://debbiemumm.com)

*Boutique*  
**Claypoole  
 Corner**  
 Call or Come See us!  
 801.444.0501.  
 721 North Main in Layton  
**A Great Stop for Holiday Gifts!**



One of the real joys of the Holiday Season is the opportunity to say **THANK YOU** to our advertisers and you the readers and to wish you the very best. May all the Joys of the season be yours.



We will open the book. Its pages are blank. We are going to put words on them ourselves. The book is called Opportunity and its first chapter is New Year's Day.

~Edith Lovejoy Pierce




**Fabric Mill**  
 414 E 1400 S  
 Orem, UT 84058  
 Mon - Sat 9:30-9:00

**We carry "Amy Butler" & other Retro Prints**

|                                |                                 |
|--------------------------------|---------------------------------|
| Redeem: by January 31st 2008   | Redeem: by January 31st 2008    |
| <b>\$5 Off \$40</b>            | <b>20% Off retro prints</b>     |
| <b>\$10 Off \$80</b>           | <b>45" 6 oz batt \$1.49 yd</b>  |
| <b>\$20 Off \$120</b>          | <b>90" 12 oz batt \$2.98 yd</b> |
| <b>Off Fabrics not on sale</b> | <b>10% Off 40 yds rolls</b>     |
| <b>Orem Fabric Mill Only</b>   |                                 |

Surfing the Web? Check out our web site  
[www.countryregister.com](http://www.countryregister.com)

**Girlfriend Wisdom**



**BLESSED or STRESSED?**

Is your own cup half empty, or half full? This question has been asked over time for a specific purpose. It is to demonstrate that a situation may be seen in different ways depending on one's point of view. There may be opportunities in a situation as well as fear and trouble. We get to choose how we respond to life's issues. Negative situations come our way, steal our joy and take us by surprise. Our challenge is to get to the positive - half full - side of life as quickly as possible.

Blessings come in the most unusual ways. Sometimes so unusual that we simply don't recognize them right away. A little time is good, deep breathing is good, and remembering that fear is just False Evidence Appearing Real. Make a nice cup of tea, sit down and write down your challenge. Look at it. Now make a list of your options. Feel free to write down the negative ones and the positive ones. Sometimes when we get things out of our heads and down on paper, we can let go of the negative and move more quickly to the positive and write a Positive Plan of Action. Did you know that if you have dirt in a glass and you keep pouring fresh clean water into that glass, eventually all the dirty water will become clean, fresh and sparkling? Girlfriend Wisdom: Keep pouring good thoughts into your mind and before you know it you will be blessed with a cup that overflows with fresh, new and sparkling thoughts!

Joy In Your Day, *Jody*

Girlfriend Wisdom is written and illustrated by Jody Houghton.  
 Email: [jody@jodyhoughton.com](mailto:jody@jodyhoughton.com) for a color file/copy of this column.



**thistles**  
 home decor

We can help give your home a designer look for less!!

**Our NEW Store now Open In DRAPER!!**  
 217 E 12300 S. Suite J100, Draper, UT  
 Open Mon-Sat. 10-6 • 801 495-4998  
 ~ ~ ~ ~ ~

**thistles** In **Providence** 585 W. 100 N.  
 Open Mon-Sat 10-6 • 435-792-4300

Both our stores have all kinds of **CHRISTMAS MERCHANDISE**  
 Come Shop With Us!!!

**GREAT GIFT ITEMS FOR EVERYONE ON YOUR LIST!!**

Come in & browse through our store and see what we have for you!

Complete Home & Office Decor Furniture, Wreaths, Clocks, Lamps, Mirrors, Rugs, Candles, Wall Hangings, Metal Accessories, Vinyl Lettering & much, much, more!

## International Quilt Market . . . an Amazing Annual Event

by Barbara Floyd, President and Founder of The Country Register

Each fall, as all good quilters know, the International Quilt Market and Quilt Festival takes place in Houston, Texas. For the second year in a row, The Country Register has set up a vendor booth during the Quilt Market, which is held just days prior to Quilt Festival. The Quilt Market is open only to retailers and we are there to promote good advertising opportunities to quilt shops and distributors of related items. My first venture into the quilting-show world was setting up and manning a booth at the 2008 Spring Quilt Market held in Portland with the help of Montana publisher, Lou Ann Sharkey. It was a fun and productive experience and provided leads for several of our newspapers.

Our Texas, Oklahoma and Arkansas publishers, Ken and Myrna Robinson, live close to Houston so they have taken on major responsibility for our involvement in that show. This year, I was able to attend and help, which worked out well since Myrna ended up needing to be away from Houston during the show time. She was contributing to the recovery efforts in some remote areas of Texas following the devastation of Hurricane Ike.

After arriving in Houston, I was picked up by Ken at the Historic Club Quarters in downtown just a few blocks from the convention center. He had already unloaded the papers sent by our publishers from across the USA and Canada so I got to help with the fun part of putting the final touches on the booth! When that was done, Ken introduced me to Tex-Mex food. There is probably no version of Mexican food that I don't like! And, since there are definitely big differences from one area to another in this cuisine, it was a delight to add Tex-Mex to my list of "enjoyable foods."

The next three days were long ones, and I found myself yet again being overwhelmed by the ideas, the talent and the efforts from all those who gather for Quilt Market. It worked well that Ken and I were able to spell each other so each of us could mix and mingle with the other booth owners or grab a bite of lunch. It was very heartening to have current Country Register advertisers come and visit with us, even telling other shop owners how wonderful their results are from advertising with us.

There were numerous people from states like Texas, of course, and Iowa, where quilting is such a big industry. What was surprising to me was the number of foreign countries represented at the show. I started to keep a list, which ended up including those from Norway, Ireland, England, Finland, Spain, Australia and New Zealand, along with other nations. And we only

got to stop a small number of people who strolled by our booth . . . no wonder this is known as International Quilt Market

While the latest and greatest in techniques and tools and design are available at this show, it seems that the future is springing from the past. The two major exhibits highlighted the history and evolution of quilts. The Texas State Society of the Daughters of the American Revolution brought 20 antique quilts from Washington, D. C. for the DAR Museum Collection 'Quilts of a Young Country.' This is the first time that these quilts, from the 1750s to 1850s, have been shown outside DAR headquarters. And they were just one part of an exceptional show that was to draw more than 50,000 attendees during Quilt Festival—when the show was open to the public. Monday afternoon, as we prepared to dismantle our booth, other vendors were doing the same while many were staying on for the Quilt Festival as well. As a non-quilter myself, but with years of crafting and sewing behind me, I found it interesting that one of the current rages in the industry is anything vintage. Vintage fabrics and vintage patterns, many of them for aprons, were in abundance. My favorite booths were those with exciting bolder colors and design. But, I can't say I saw a booth that was not a work of art. It was an honor to be a part of this great event.

All our quilt shops have GREAT GIFT items for the sewing or quilter you need Christmas presents for.

Be sure and go and see them. They also have *gift certificates* you can give them to shop later for the things they have been wanting.

Come see us today!!!

\* Wishing You  
o SPARKLE, \*  
\* Wishing You  
o CHEER, o  
\* For a  
o BRIGHT o  
\* MERRY o  
o CHRISTMAS o  
\* AND HAPPY \*  
o NEW YEAR! \* o



## Utah's Wonderful Quilt Shops!

Be sure you visit them....

In Price & Spanish Fork

And let them know you saw them in The Country Register!

Gift Certificates are available

for the Sewer on your list !!

### Cherry Tree Cottage ♦ Quilt Shop ♦

266 N. Main, Spanish Fork, UT

**COUPON**  
**20% OFF**

**ONE ITEM!!**  
excludes sales items

**...NEW...**  
**CLASSES**

**BLOCK OF THE MONTH**  
**COME IN & SIGN-UP!!**

Quality Fabrics • Stitchery Kits  
Fat Quarters • Notions & Patterns

"Husqvarna Viking Dealer"

Open Mon-Sat 10-6 • 801 798-8948

Machelle Preston, Owner

Open your presents at Christmastime but be thankful year round for the gifts you receive.

**Mrs Guppys Fabrics & Crafts**  
42 E Main, Price, UT  
**FOR ALL YOUR QUILTING NEEDS!!**  
"Husqvarna Viking Dealer"  
Crafting Supplies Oil & Acrylic Paints  
Classes for... Quilting, Crafting & Painting  
435-613-1470 • Open: M-F 11-6, Sat. 11-4

**The Maps make all the difference!** CRAFTERS!! Did you ever wonder where the nearest shop for your passion is when you are traveling? Or even discover shops in your own 'backyard'.

For Needlepoint, Cross-Stitch, Knitting & Yarn Shops you'll need our **Needlecrafters' Travel Companion** (1350 featured shops in the USA & Canada) \$11.95 + s/h  
www.needlecrafterstravelcompanion.com

For QUILT SHOPS check out our **Quilters' Travel Companion** (1900 featured shops across the USA & Canada) \$18.95 + s/h  
www.quilterstravelcompanion.com

**to order Call 800-959-4587**

*Celebrating Our 10th Edition of the QTC!*

### \* Floral Gift Bag Centerpiece

A simple and beautiful idea...  
If you are like most of us, you have a nice collection of beautiful gift bags from gifts you have received, and just couldn't bear to throw them out. Here is a great idea for using them all year long, and for any occasion. By making them into a centerpiece for a party or home decoration.

Smaller bags make great party favors. Use one large bags for the centerpiece and duplicate miniature ones for each guest's so they can take it with them You'll need the following supplies:

Glue gun, approximately 4x4 1/2 piece of floral foam and any dried or silk flowers and greenery you wish to use. Directions: Glue the floral foam in the inside bottom of the bag. Simply arrange the flowers to your liking. Ribbon or lace can be glued to the front and back center of the bags for an added touch.

As part of my morning routine I clean my bathroom. Now this is not the crisis cleaning because company is coming and you have not touched the bathroom in months. This is a daily maintenance that keeps it company ready all the time! I know many of you don't think that this needs to be done but I assure you that you deserve to clean and fresh smelling bathroom all the time too.

It doesn't take much time to do this either. This is why I called it a swish and a swipe. Doesn't that sound like a lick and a promise! Quick and easy! Here is how it works and once you establish this habit, your bathroom will never look and smell dirty again.

To accomplish this you need a couple of things to keep in your bathroom. I have my favorite window cleaner in each bathroom just for this purpose along with a roll of paper towels or old wash cloths. You can use whatever you like just so you don't have to leave the room to swish and swipe. You will have no excuse to get sidetracked if you will do this.

Here is the swipe part. I take the window cleaner and a rag and wipe off the mirror and then the counter, faucets and sink. Bam it is just that fast. Now I do this as I am getting dressed and I put my things away. Do you hear me! Put your stuff away as you use them this keeps your counter clear and easy to wipe down. Then I take that same paper towel or rag and head toward the toilet. I keep a toilet bowl brush beside each toilet in our home. They are kept in a crock (one like you put kitchen utensils in or an old vase). I use old shampoo that I don't like (not bathroom caustic cleaner). Soap is soap as far as I am concerned. They are even making some great new toilet bowl brushes that are kept in cylinders that have lids. Now don't do this if you have little children or pets that will get into this. Each time take the brush and let the excess cleaner drip off; if it is thick you may have to water down the solution a bit so it will drain well. Then take the toilet bowl brush and swish it around in the toilet. Even if you don't use any soap; you will keep stuff from growing in there. Then wipe off the back of the toilet with the used paper towel or rag, then the seat, the rim and lastly the sides and floor. If you have little boys you know how they miss. Then toss the rag in the laundry or the paper towel in the trash. When you do this once a day you will find that your toilet is always fresh as a daisy.

There you have it Swish and Swipe! This takes all of about 1 minute from start to finish but you have to have everything in the bathroom so you have no excuses to not do this. If you have more than one bathroom then make sure you are drinking your water and use a different bathroom each time during the day so you can swish and swipe on the go. You deserve to have a pleasant bathroom.


For more help getting rid of your CHAOS; check out her website and join her free life coaching at [www.FlyLady.net](http://www.FlyLady.net), listen to her channel <http://www.blogtalkradio.com/channels/flylady> show or read her books, Sink Reflections published by Bantam and her New York Times Best Selling book, Body Clutter published by Fireside. Copyright 2008 Marla Cilley Used by permission in this publication.

Please patronize our advertisers...  
You will discover an endless variety of  
GIFTS and HOME ACCESSORIES IN MIDWAY & PROVO

**Heber Valley's ONLY FABRIC/QUILT SHOP**  
Housed in a historic old home in the unique Swiss town of MIDWAY  
We carry MODA, Timeless Treasures, Marcus Bros, Benartex & More!  
•Check out our NEW Web-Site! [www.seasonsofhome.com](http://www.seasonsofhome.com)  
You can order our products over the inter-net starting in January 2009

- \*HOME DECOR ITEMS
- \*GIFTS & GAMES
- \*CHILDRENS CLOTHING
- \*WOMENS BOUTIQUE
- \*UNIQUE KITCHEN ITEMS

Open Monday-Saturday 10am-6pm & Open Holidays!!



## Countryberries Designs Santa's Sleigh



This pattern is free for you to use. Please give the artist credit. Not for commercial use. Enlarge this pattern to your desired size. It can be appliqued in cotton or wool by hand or with fusible web. Embroider the details and blanket stitch the edges. If you're a painter, create this design with acrylic paints on canvas and varnish to protect. Try this table runner as a punchneedle design or as a hooked rug. Have fun!

Designed by Kathy Graham

**Countryberries LLC**  
330 North Road Deerfield, NH 03037  
603-463-7615 [www.countryberries.com](http://www.countryberries.com)

## Ideal Mattress & Home Furnishings

302 S. 500 W. Provo, Ut  
801 373-3394

COME SHOP WITH US FOR YOUR  
CHRISTMAS GIFTS &  
HOME FURNISHINGS!!

Come see our "Quilting Corner"

Fabrics by...Moda, Michael Miller,  
Andover, Windham and more!!

Bring in this coupon and receive  
**25% OFF**  
any one regular item!!

**As Always GREAT PRICES ON!!!**

Mattresses • Bunk Beds • Day Beds • Captain Beds  
Dining Room Sets • Home Decor & Candles  
Mon-Fri 9:30 - 6:00 • Sat 9:30 - 4:00

**Happy Holidays**

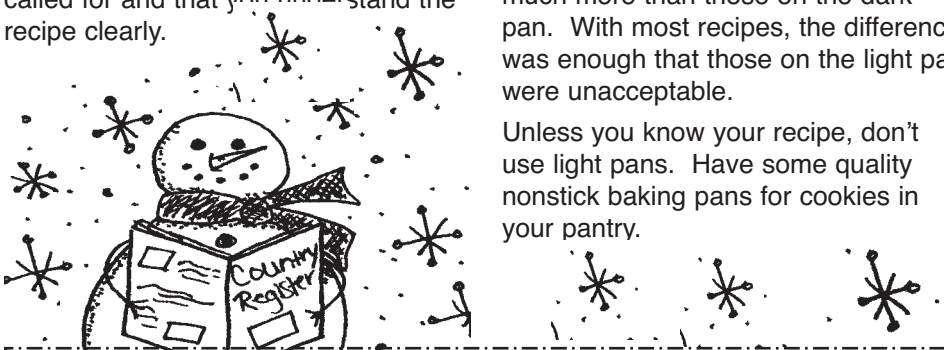
## Prepare For The Holidays By Stocking Up On Cookie Supplies Early

As the holiday season rolls around, it becomes more important than ever to make sure your pantry is well stocked for holiday baking. Things like confectioner's sugar, vanilla, chocolate chips, peppermint chips, food coloring and other baking supplies help to insure that you are fully prepared when it comes time to make holiday cookies.

There are many different candy makers getting into the cookie business. Heath bars, Butterfinger and many others are working their way off of the candy bar shelf and into the baking aisle. These popular candies make wonderful additions to basic recipes or can add an interesting flavor when added to traditional recipes. One of our favorites it to make white chocolate chip cookies and add heath chunks into the batter. Other times we will mix the white and milk chocolate chips with the heath to create a very tasty cookie.

### Secrets To Making Perfect Cookies

Read your recipe carefully before starting. Be sure you have all the ingredients called for and that you understand the recipe clearly.



### Macadamia Coconut Icebox Cookies

Makes about 72

- |                                  |                               |
|----------------------------------|-------------------------------|
| 1 1/2 cups butter, softened      | 1 1/4 cups granulated sugar   |
| 1 tablespoon vanilla extract     | 2 cups all-purpose flour      |
| 1 teaspoon baking soda           | 1/4 teaspoon salt             |
| 2 cups quick cooking rolled oats | 2 cups chopped macadamia nuts |
| 1 cup flaked coconut             |                               |

In a large bowl, cream butter and sugar until fluffy. Stir in vanilla. Sift together flour, baking soda, and salt. Stir into the butter mixture. Then stir in the oatmeal, macadamia nuts and coconut. Divide dough into three portions and roll each portion into a log about 2-1/2 inches in diameter. Wrap each log in plastic wrap and put into the refrigerator to chill for 2 hours, or wrap and freeze for up to 2 months. Preheat oven to 325 F. Grease baking sheets or line them with parchment paper or non-stick baking mats. If frozen, let dough sit out at room temperature for 5 minutes. Slice each log into 1/4-inch rounds and place about 1 inch apart on prepared baking sheets. Bake for 12 to 15 minutes until golden brown. Allow to cool for one 1 minute on baking sheet, then remove to wire racks to cool.

### Christmas Caramel Chocolate Chunk Ecstasies

*Rich, gewey, chocolatey sensations will tempt your taste buds every time. Be careful....you can't eat just one.*

- |                                       |  |
|---------------------------------------|--|
| 2 1/4 cups all-purpose flour          |  |
| 1 tsp. baking soda                    |  |
| 1 tsp. salt                           |  |
| 1 cup butter or margarine, softened   |  |
| 3/4 cup granulated sugar              |  |
| 3/4 cup light brown sugar             |  |
| 1 tsp. vanilla extract                |  |
| 2 eggs                                |  |
| 1 pkg. (12 oz.) SACO chocolate CHUNKS |  |
| 1 cup caramels, chopped               |  |
| 1 cup nuts, chopped (optional)        |  |

Preheat oven to 375°F. Lightly grease cookie sheets. In medium mixing bowl combine flour, baking soda and salt; set aside. In large mixing bowl combine butter, sugars, and vanilla; beat until creamy. Beat in eggs. Gradually add flour mixture. With a large wooden spoon, stir in CHUNKS, caramels and nuts. Stir well. Drop by heaping tablespoons onto greased cookie sheets. Bake 10 to 12 minutes. Remove to wire racks and cool completely. Makes 24, 3-inch cookies.

Variation:

To make Caramel Chocolate CHUNK Ecstasy Bars, spread dough into a greased 13 x 9 x 2-inch baking pan. Bake 15 to 20 minutes. Cool. Cut into 1 1/2-inch squares.

### Do pans really make a difference?

Silver pans reflect heat and dark pans absorb heat. Does that really make a difference?

Yes, the type of pan really makes a difference.

Nearly all cookie recipes are developed and tested with dark pans. (When developing our cookie mixes, we bake cookies on dark pans.)

We baked cookies from the same batch on dark pans and light pans in the same oven. The cookies tested were drop cookies designed to be baked at 350 degrees. Both the dark pan and light pan were heavy, quality pans, one with a dark nonstick finish and the other with matte aluminum finish. Neither pan was greased.

Cookies baked on the light pan spread much more than those on the dark pan. With most recipes, the difference was enough that those on the light pan were unacceptable.

Unless you know your recipe, don't use light pans. Have some quality nonstick baking pans for cookies in your pantry.

Use good tools and utensils.

Assemble all the bowls, pans, and utensils you will need on your counter or worktable before starting. Use standard measuring cups and spoons.

Use correct pan sizes.

Use the type of pan specified in the recipe. Recipes are carefully calculated as to yield and changing the pan size also alters the baking temperature and time. Larger, shallower pans need increased heat; smaller, deeper pans need decreased heat. The size of a baking pan or dish is measured across the top of the container from the inside edge to inside edge. The depth also is measured on the inside of the pan or dish from the bottom to the top of the rim.

### Do pans really make a difference?

Silver pans reflect heat and dark pans absorb heat. Does that really make a difference?

Yes, the type of pan really makes a difference.

Cookies bake best on dark nonstick finish pans.)

Prepare the pan carefully according to the recipe. Place pans as near the

center of the oven as possible. Do not place pans directly over another and do not crowd the oven (this makes for uneven baking).

### How do I tell when my cookies are done?

The tendency is to over bake cookies, to bake them just a little longer when we are not sure. You're better off with under baked cookies than over baked ones. No one complains about a slightly under baked cookie. If they are over baked, they are dry and sometimes hard. And cookies that are over baked stale very quickly—a few hours old and the cookies are nearly unpalatable.

A minute in baking time will make a difference. Watch your cookies very carefully until you know how a particular recipe bakes in your oven on your pans. For most drop cookies, when the edges just start to turn brown, they are done. Get them out of the oven and off the pan, even if a few of the cookies still look moist.

Chocolate cookies are a bit of a problem since you can't see the edges turning brown. The surface of the cookies should still look slightly moist and shiny when the cookies are done. If it's a new recipe, bake a half dozen cookies to test the time.

### Caramel Apple Cookies

#### For the cookies:

- 1/2 cup solid vegetable shortening
- 1-1/4 cup packed light brown sugar
- 1 large egg
- 1/2 apple juice, divided
- 2-1/4 cup all-purpose flour
- 1 teaspoon baking soda
- 1/4 teaspoon salt
- 1 teaspoon ground cinnamon
- 1/4 teaspoon ground cloves
- 1 cup apples, peeled and shredded

#### For the Caramel Frosting:

- 2 to 3 tablespoons margarine, softened
- 1/3 cup packed light brown sugar
- 2 tablespoons water
- 1-1/2 cup powdered sugar
- 2 to 4 tablespoons milk
- 5 tablespoons finely crushed walnuts

#### To make the cookies:

Pre-heat oven to 350 F. Grease baking sheet(s). In a large mixing bowl, beat shortening and brown sugar in medium bowl until blended; beat in egg and apple juice. In another mixing bowl, stir together flour, baking soda, salt, cinnamon and cloves. Stir flour mixture into shortening mixture. Stir in the remaining 1/4 cup apple juice and the apples. Drop by teaspoonfuls 2 inches apart onto prepared baking sheets. Bake a 10 to 12 minutes. Cool on wire racks.

#### To make the Caramel Frosting:

Heat margarine, brown sugar, and water over medium high heat in saucepan, stirring until sugar dissolves. Remove from heat; beat in powdered sugar and enough milk to make spreadable consistency; use immediately. If frosting begins to harden, return to low heat and stir in more milk. Spread frosting on each cookie and sprinkle with crushed walnuts.

## Storing Cookies:

Always store cookies after they have cooled completely. If still warm, they will get too soft and moist from the condensation and you'll wreck them. For short-time storage follow these suggestions:

**Crisp Cookies** - Stored in a container with loose lid unless you live in a humid climate. If your humidity is high, store these cookies in an airtight container as well.

**Fragile Cookies** - Store in a shallow tin instead of a deep cookie jar or crock as extra weight will break the delicate treats.

**Frosted Cookies** - Stored only after the frosting is set on the cookies. Like soft cookies, all frosted cookies should be stored between layers of waxed paper. It is best if you do not stack the layers deeper than 3 layers.

**Soft Cookies** - Placed between sheets of waxed paper in an airtight container. Make sure the container has a snug fitting lid. If the cookies begin to dry out, place a slice of on a sheet of waxed paper and place inside the container. Replace the slice of bread as needed.

**Cookie Jars** - If storing cookies in a cookie jar, line it with a resealable plastic bag for airtight storage.

# Show & Festival Organizers

OUR READERS WOULD LIKE TO KNOW ABOUT YOUR EVENT.

We can get your information to the right people.

GET READY FOR THE NEW YEAR

Our next issue is February/March 2009

We include your event date in our calendar on page 2 and on our Web

**FREE**

with a display ad.

CALL 208-359-9670



# Displaying Keepsakes

By Meg Perry

Do you have precious keepsakes stored away in a trunk or drawer? Why not display them so you can enjoy them? Large vintage frames can be found at yard sales or thrift stores or buy a new shadow box at the craft store for bulkier items.

I like to layer keepsakes such as the oval one. My customer provided the antique frame along with wedding mementos and handmade items from her mom, dad and grandmother. First I lined the frame area with their hankies and removed a tatted border from an old sheet and used it for the outer border. Then several hand crocheted doilies filled in the background. On each side of the top are the gloves her mother wore to her wedding and the bow from her dress. On the lower left is her dad's hanky that he had at the wedding and the lower photo is the wedding picture. I also added some family photos that were sewn in rather than glued as they were the originals and could be removed without damage.



The other example shows a family keepsake project displayed in an old 2' x 3' window. I made 3 of the windows for my customer's kids and the windows actually came out of my old porch that I remodeled. I had to scrape, re-caulk and paint each window before gluing several different antique laces to the frames. An old lac tablecloth was cut into pieces and glued to the window glass. Since there was only one set of photos, I scanned and printed 3 sets, keeping the original set intact. After the photos were glued in, empty spaces were embellished with pressed flowers and labels. Last of all, sturdy eye screw were mounted on the top and heavy-duty wire attached.



For further information or to discuss a keepsake preservation order, please contact Meg Perry at 785-388-2665 or bbmerc@twinvalley.net or stop by my shop.

Meg Perry is the owner of Blackberry Mercantile in Oak Hill, Kansas.

## Garland of Cards

Beautiful holiday cards deserve to be seen. Attach them to a sturdy ribbon and hang over a chair back or doorway. Use wide, clear box-sealing tape, or simply sandwich the ribbon between the front and back of the card and staple or glue in place.

## Come in from the cold!

Winter is here and we are all starting to be indoors more often. Take advantage of the time and catch up on your scrapbooking and crafting! This is a perfect time of year for cards, homemade gifts and photo memories!

See our Web Page at [www.pccrafter.com](http://www.pccrafter.com)  
To find the perfect clip art images to meet your needs!!



PC Crafter...home of the most irresistible CLIP ART on the web!!

## Simple Treasures




### 6th Annual HOLIDAY CRAFT BOUTIQUE

At Ogden's Union Station!!

**December 3-4-5-6**

WED - FRI 10 AM - 8 PM • SAT 10 AM - 6 PM

**25th & Wall • Ogden, UT**



**OVER 90 TOP LOCAL CRAFTERS!!!**  
**A Huge Array of Booths Filled with Unique Hand Crafted Gifts and much much more!!!**

**50¢ Admission**  
Central Checkout

**All Major Credit Cards Accepted**

**For Info: (435) 258-5635**  
E-mail:

[simpletreasuresifo@hotmail.com](mailto:simpletreasuresifo@hotmail.com)  
**An Unforgettable Shopping Experience!!**

## Sudoku Solution

|   |   |   |   |   |   |   |   |   |
|---|---|---|---|---|---|---|---|---|
| 8 | 1 | 2 | 9 | 4 | 7 | 5 | 3 | 6 |
| 5 | 6 | 7 | 1 | 8 | 3 | 9 | 4 | 2 |
| 4 | 9 | 3 | 6 | 2 | 5 | 8 | 1 | 7 |
| 2 | 5 | 8 | 4 | 1 | 9 | 6 | 7 | 3 |
| 9 | 3 | 1 | 2 | 7 | 6 | 4 | 8 | 5 |
| 7 | 4 | 6 | 3 | 5 | 8 | 1 | 2 | 9 |
| 1 | 2 | 5 | 7 | 6 | 4 | 3 | 9 | 8 |
| 6 | 7 | 9 | 8 | 3 | 1 | 2 | 5 | 4 |
| 3 | 8 | 4 | 5 | 9 | 2 | 7 | 6 | 1 |

# Santa Collectibles on Display

This season, prepare to show off your holiday collection of Santas in all its glory. Cake plates, stacked platters, or wooded rounds can be used to display a collection of small Santas.

**Display Tips:** Not that collectors need a reason, but a huge bonus of Christmas and winter-themed collectibles is that they do convenient double duty.

They're foremost a fun and engaging hobby. And then when December rolls around, they're seasonal collectibles that lend themselves well to becoming one-of-a-kind holiday decorations.

Holiday lovers collect just about everything you can think of: old holiday cards, vintage ornaments, Christmas-themed dishes, snow scenes, Santas (aka Father Christmases), snowmen, mittens, stockings, snowflakes, icicles, nutcrackers, and more.

**Here are several ways to display your holiday collection:**

Raise them to new heights. Find ways to display your collectibles at varying heights, giving them more drama and better showing off their variety. Arrange them on tiered cake or dessert plates; stack them atop upright or overturned bowls, vases, or candlesticks. Hang some on a wall; display the rest on a shelf or table in front of that wall.

**Cluster them:** A tried-and-true rule for displaying just about any small collectibles any time: Group them together, rather than spreading them out around the house or room, for maximum impact.

Look around the house for items that will really show off your collectibles. They'll create a composition that's more pleasing to the eye than a collection that's just sitting there. Find a silver tray on which to set them. Tuck in some sprigs of cedar or little artificial red berries. These are the touches that make the difference between simply showing a collection and showcasing it.

**Framed Santas**

Gather a collection of Santa cards together in a vintage frame. These reproduction cards, based on designs featuring old-fashioned Santas, spark extra interest when they hang out together. Even easier than matting: The cards are mounted on the ribbons with tape, then draped and taped (or tacked) around the back of the frame.

Punch holes in each card and string through pretty ribbon.

**Santa Card Streamers:** Go beyond a table centerpiece when spiffing up the dining room for the holidays; add decorations to each chair back, too. Any tie-able treasures will work, or use a new collection of die-cut holiday cards.



**Your Business Name  
COULD BE HERE!**

**WE CAN do a better job at advertising  
your business than anyone else and  
at a fraction of the cost!!!**

**Join us Today...208 359-9670**

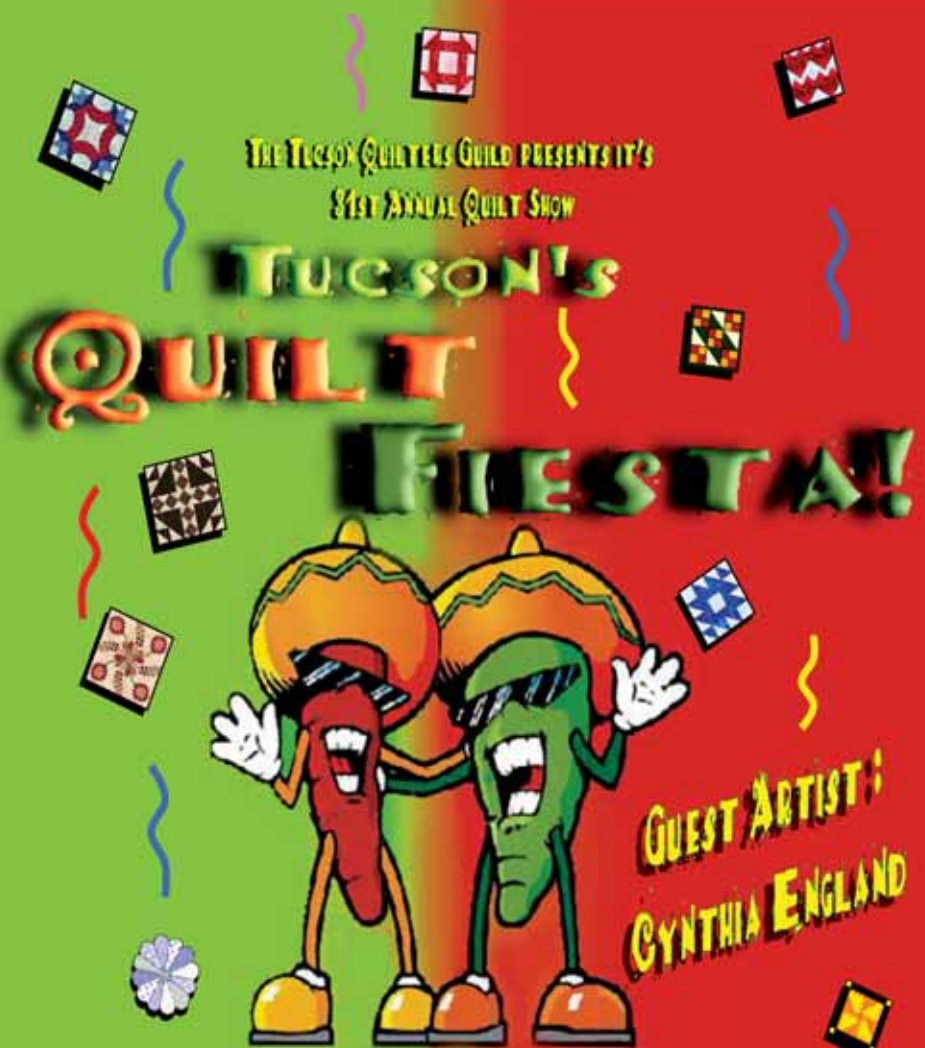


**You're just ONE WEEK away from a  
finished quilt!**

**(801) 404-1392**

3 Convenient Drop-Off/Pick-up Locations  
South Jordan, Eagle Mountain & Lehi

Check us out at:  
**EagleMountainQuilting.com**



**THE TUCSON QUILTERS GUILD PRESENTS IT'S  
85TH ANNUAL QUILT SHOW**

**TUCSON'S  
QUILT  
FIESTA!**

**GUEST ARTIST:  
CYNTHIA ENGLAND**

**Raffle Quilt, Door Prizes, Vendor Mall, Boutique, Kid's Row,  
Vintage Quilts...plus HUNDREDS of quilts on display!**

**Admission: \$7.00 day, 3 day \$15.00**

**Fri. & Sat. Jan. 16 & 17th, 2009 9:00 AM - 5:00 PM** **Tucson Convention Center**

**Sun. Jan 18th, 2009 10:00 AM - 4:00 PM** **260 S. Church Street**

**Tucson, AZ**

<http://tucsonquiltersguild.com>



**BUSINESS OWNERS,  
The Country Register  
brings you NEW customers!**

With Advertising That works!!  
**TARGETED, EFFECTIVE  
& AFFORDABLE**

Thousands of readers get  
their Shopping News from  
The Utah  
Country Register!

Next Issue  
Feb/March  
Ad Deadline:  
Jan. 16th

- The Country Register targets thousands of your kind of customer throughout the state with limited advertising dollars.
- No other paper can boast hitting YOUR target market right on like we can with eye catching ads!
- Daily papers are expensive, mailer's are too, and often get pitched before they're read, and independent papers don't reach your preferred buyers. Plus our ads are reasonable priced! You can advertise for as little as \$90.
- The Country Register is not a "one-day-only" publication. Unlike the daily newspapers, your ad is in circulation for two months. Customers read and re-read the paper.
- OUR WEB SITE offers you the opportunity to get on the World Wide Web. Each time you advertise with us you have a FREE listing on our web page and to million of readers!
- The Country Register is a complimentary gift from the advertiser to your customers. State wide distribution.

**Call Us: 208 359-9670**