

June Block- Nosegay- 6" finished
A 1932 Kansas City Star pattern

Fabric Required:
Fat Quarter light
Fat Quarter green
Fat quarters of two
coordinating prints
Appliqué- small
pieces of plaid for
birdhouse
red for roof & brown
for pole

Cutting:
From the light:
(1) 3 1/2" X 1 1/2"
(1) 4 1/2" X 1 1/2"
(2) 2 1/2" X 4 1/2"
OR (1) template A
(1) template Ar
(1) 2 1/2" X 2 1/2"

From the green:
(1) 2 1/2" X 2 1/2"
(2) 2 1/2" X 4 1/2"
OR (1) template A
(1) template Ar
From coordinating
print # 1:
(4) 1 1/2" X 1 1/2"
Coordinating print #
2
(5) 1 1/2" X 1 1/2"

Piecing:

1. Using the 1 1/2" X 1 1/2" squares of coordinating prints make a 9-patch block. Sew the 3 1/2" X 1 1/2" light strip onto one side of the 9-patch, sew the 4 1/2" X 1 1/2" strip to the adjacent side.

2. Tri Recs are cutting tools that make cutting and piecing the long triangle rectangles easier and more accurate. If you are using Tri Recs follow the manufacturer's directions and use the 2 1/2" X 4 1/2" rectangles of green and light to make two light/green half rectangle triangles.

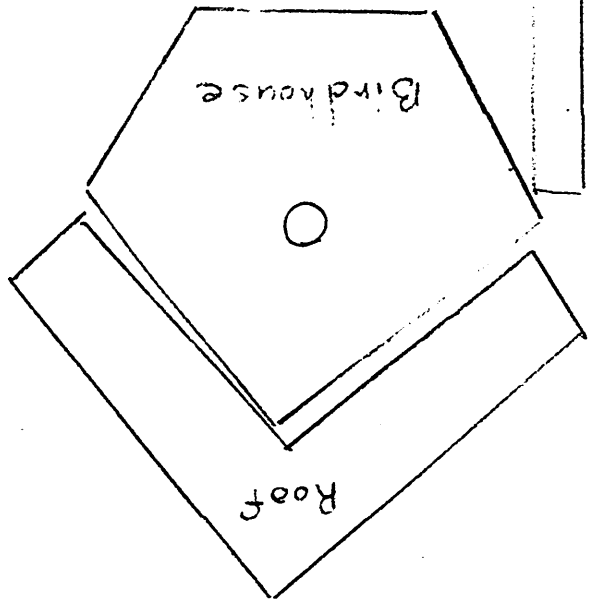
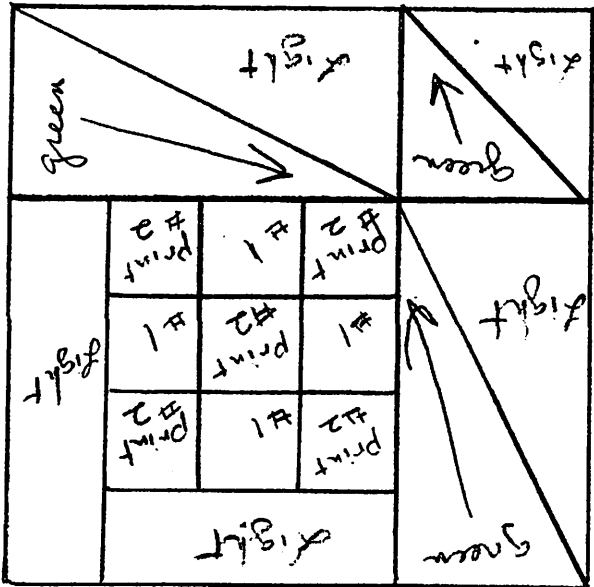
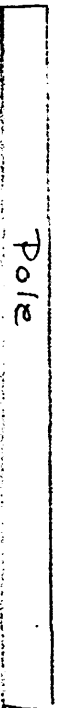
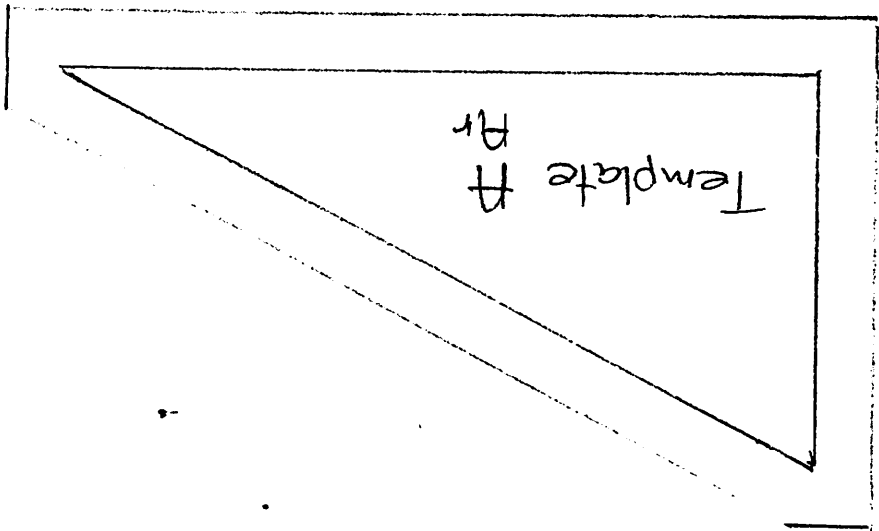
OR -Pair the light template A pieces with green template A pieces and sew to make (2) light/ green half rectangle triangles. Note: Template A & Template Ar (reversed) are needed to make these mirror image pieces.

3. Pair the light 2 1/2" X 2 1/2" with the green 2 1/2" X 2 1/2" right sides together, and sew a diagonal seam corner to corner. Trim away(and discard) one side leaving a 1/4" seam allowance, to create a light/green half square triangle-

OR- Use 2.0 Thangles to make (1) light/green half square triangle.

4. Sew a light/green half rectangle triangle unit onto the 9-patch with strips unit made in step 1 with the half rectangle triangle unit opposite the 4 1/2" X 1 1/2" piece. Sew the light/green half square triangle onto the remaining light/green half rectangle triangle, and add this piece to complete the block. Be sure to check the diagram for color placement.

Chris' Corner Quilt Shop
 FREE Block of the Month Pattern
 3593 N Hwy 59
 Ottawa, Ks 66067
 785-242-1922



Follow general applique instructions for the birdhouse.